



MEASURES

DIMENSIONS HxWxD	625x700x566 mm
GROSS/NET WEIGHT	95/85 kg
FIREWOOD ENTRANCE	550x311 mm
SMOKE FLUE	Ø 150-153 mm Top

CHARACTERISTICS

CAST IRON GRILL	
PANORAMIC VISION	
NOMINAL HEAT OUTPUT	7KW
EFFICIENCY	81%
CO EMISSIONS	0,10%
HEAT RESISTANT PAINT	800°C
CERAMIC GLASS HEAT RESISTANCE	750°C

EAN 8426964190601
REF. PANADERO 19060

PRODUCT PLUS



ECODESIGN 2022



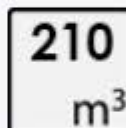
VERMICULITE LINING



PRINTED GLASS



WOOD LOGS 50 CM



HEATING VOLUME



CLEAN GLASS SYSTEM



TRIPLE COMBUSTION



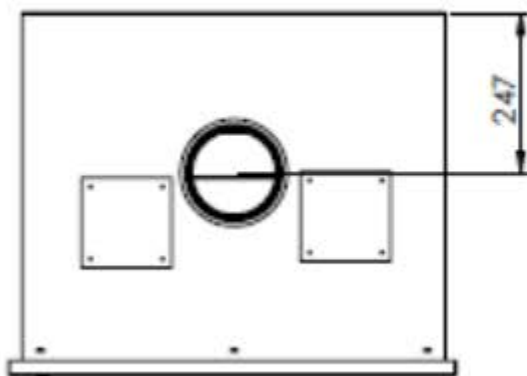
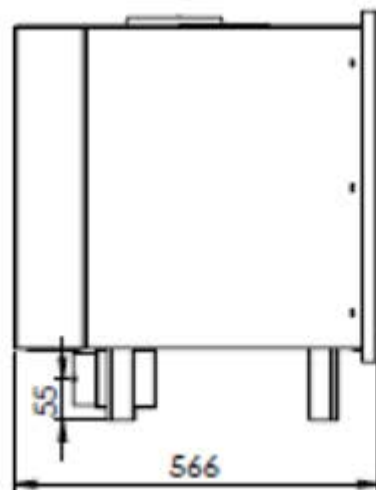
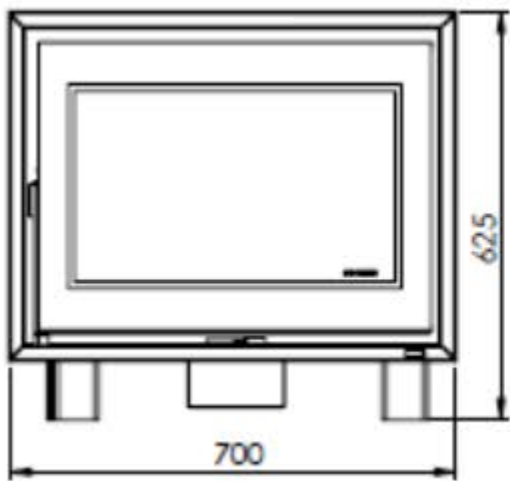
AIR DUCTING



TANGENTIAL VENTILATOR



EXTERNAL AIR INTAKE 80 MM



BImSchV2



A+

CE



TÜVRheinland®
CERT
ISO 9001

flamme
VERTE

Le label
du chauffage
au bois

7 ★