

## MEASURES




DIMENSIONS H x W x D	657x1120x570 mm
GROSS/NET WEIGHT	198/170 kg
FIREWOOD ENTRANCE	885x300 mm
SMOKE FLUE	Ø 150-153 mm Top
EXTERNAL AIR INTAKE	Ø 80 mm

## CHARACTERISTICS

CAST IRON GRILL	
PANORAMIC VISION	
STEEL BODY SHEET	3 mm
NOMINAL HEAT OUTPUT	8,9 KW
EFFICIENCY	80,8 %
CO EMISSIONS	0,10 %
HEAT RESISTANT PAINT	800°C
CERAMIC GLASS HEAT RESISTANCE	750°C

## PRODUCT PLUS

### ECODESIGN

-  EXTERNAL AIR INTAKE
-  WHITE REFRACTORY BRICKS
-  PRINTED GLASS
-  WOOD LOGS 80 CM
-  270 m<sup>3</sup> HEATING VOLUME
-  CLEAN GLASS SYSTEM
-  TRIPLE COMBUSTION
-  AIR DUCTING
-  TANGENTIAL VENTILATOR

# C-1120

## EcoDesign



EAN 8426964249101  
REF. 24910



BlmSchV2

